



Alphabet Writing

	A			B	
a	b	c	a	b	c
	C			D	
a	b	c	d	e	f
	E			F	
d	e	f	e	f	g
	G			H	
g	e	f	e	h	f
	I			J	
g	h	i	k	j	a

brightminds

E-LEARNING

Letter Recognition






Circle the letter 'B'

Homeschooling









MATCHING LETTERS TO PICTURES

Match the letters to the pictures starting with the same letter

A	
D	
C	
E	
B	

Match each alphabet with the picture that begins with that alphabet.



A	<input type="radio"/>	<input type="radio"/>	
B	<input type="radio"/>	<input type="radio"/>	
C	<input type="radio"/>	<input type="radio"/>	
D	<input type="radio"/>	<input type="radio"/>	
E	<input type="radio"/>	<input type="radio"/>	
F	<input type="radio"/>	<input type="radio"/>	



-----()-----

MATH WORKSHEET-----

Circle the odd one in each group of pictures.

What Number Comes Next?

2	_____	1	_____
5	_____	8	_____
3	_____	4	_____
7	_____	6	_____

Big vs. Small

1) Circle the smaller mug.



2) Circle the bigger stapler.



3) Circle the bigger pair of eyeglasses.



4) Circle the smaller pair of scissors.



5) Circle the smaller gift box.



6) Circle the bigger seashell.



Tælle

Skriv de tal, der mangler.



HINDI WORKSHEET-----

मिलान करो और चित्र में रंग भरो

सही वर्ण को चित्र से मिलाओ



इ
उ
अ
आ
ई
ऊ



स्वर

Indif.Com

अ	आ	इ
ई	उ	ऊ
ऋ	ए	ऐ
ओ	औ	अः

E V S WORKSHEET-----

Find the odd one in the group



5-6 / 12



Match the following.



summer clothes

winter clothes

Q: Circle the things that are not safe to touch:



STIPART


Tick Wild animals



DRAWING WORKSHEET

COLOR IT!


RED



Join the dots, **complete** the picture and colour it

SURAJ

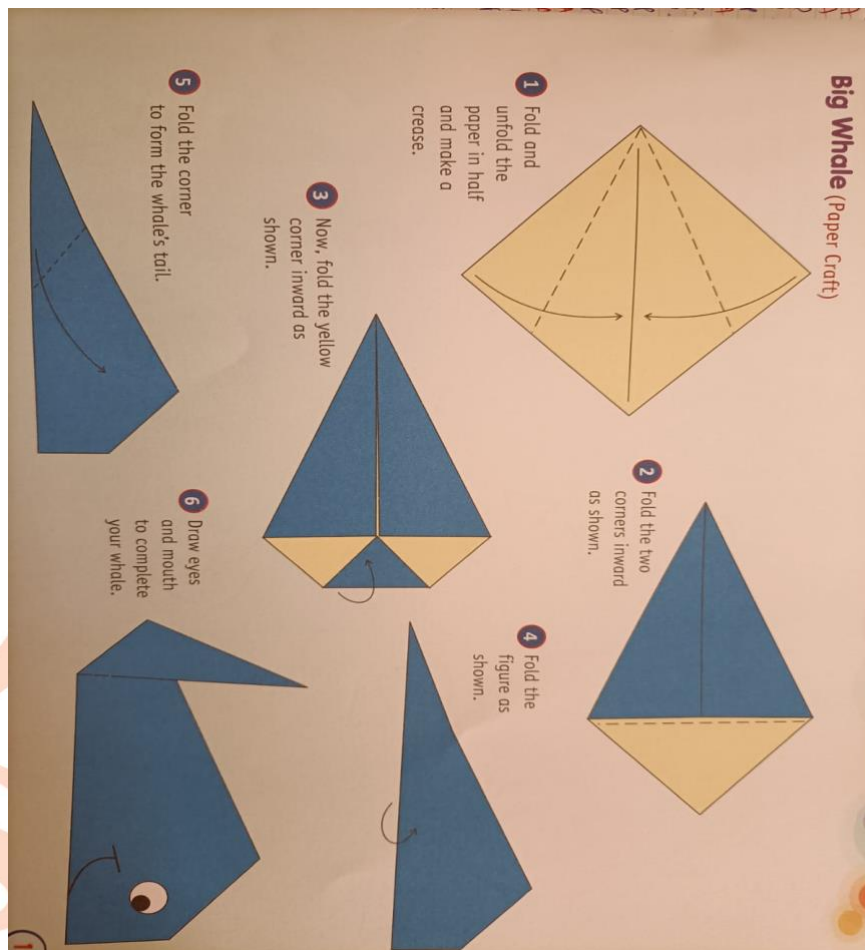
Join the dots, **complete** the picture and colour it



Draw and colour the picture :



ACTIVITIES-----



Make a BIG WHALE (BLUE CHART PAPER)

Activities recommended during the vacation-----

- Environment Day 5th June--- plant sapling(click photo)
- Father's day 19th June-card making
- Yoga day 21st June --do 5 yog aasans and make Video or pictures.

■ Life skills-----

1. Water plants and feed the birds.
2. Join with your grandparents and parents for their morning walk.
3. Help your mother in the kitchen.
4. Don't watch too much television.
5. Keep your environment and surrounding clean.
6. Communicate and interact with your loved ones.
7. Keep your belongings at the right place.
8. With the help of your mother make some dishes without fire i.e lemonade or fruits chart or sandwiches or juices etc.
9. Wash your hands twice daily.

* Make videos or click pictures of your child of the above given activities of your choice i.e card making ,plant

sapling,exercise

**DO PAGE NO 35 TO 40 IN ENGLISH LITTER SOUND BOOK.

** DO PAGE NO 17,18,19 IN MATHS SHAPES BOOK.

** MAKE A FAMILY TREE WITH CHART PAPER AND PASTE FAMILY MEMBER PHOTOS..

** DRAW AN APPLE (THUMB IMPRESSION) WITH RED WATER COLOUR.

*** MAKE A SMALL VIDEO (USE 1 TO 30 COUNTING IN THE VIDEO).

*** MAKE A SMALL VIDEO(ENGLISH RHYMES ANY ONE).

RHYMES—MY BODY

---TASTY FRUITS

----JUNGLE FRIENDS

*** MAKE A SMALL VIDEO OF (TRAFFIC LIFHT)

**** DO WORK IN 3 IN 1 NOTEBOOK-----

1)5 TIMES-CAPITAL A TO Z

2) 5 TIMES-SMALL LETTER a to j

3) 3 TIMES-COUNTING 1 TO 30

4) 5 TIMES—HINDI (अ---- अः)

HAPPY SUMMER VACATION AND ENJOY YOUR
DAYS :::::::::::::::